



QUICK CODE ACCESS

CL600

Heavy-duty mechanical locks with on-door code change function. Simple and quick control of coded access.

Traditionally code changing on mechanical locks has required the lock to be removed from the door; the CL600 is the first mechanical lock from Codelocks where on door code changes can be made in seconds! The CL600 Quick Code system brings significant advantages to commercial users such as hospitals, schools and local authorities. The locks allow for various ways of managing entry by code, key or Passage Function operation of the lever handle.

FEATURES

- On-door code change in seconds
- Front cylinder change by "screw-cap type" key in Lever cylinder or small format interchangeable core
- 11 options available
- 8,191 non sequential codes available
- Full size lever handles
- Tubular Latch and full size US Mortise Lock Functions
- PVD low maintenance finish
- Lever or knob handle available
- IC Core Hub available
- Passage Function, Back to Back and Panic Kit Options
- Suitable for internal and external use
- Fixed lever with vandal resistant clutch mechanism
- Limited lifetime warranty*
- Tested to Grade 2 ANSI A156.2



CL600

Front and Back Plates

Front and back plates only for use with existing tubular latch or mortise lock.



CL610

Tubular Latch

Heavy-duty tubular deadlatch. Stainless steel latchbolt head with 'anti-shim' deadlocking plunger, $\frac{5}{16}$ " follower. The outside lever handle will retract the latch after a correct code is entered. The spring loaded latchbolt will lock automatically when the door is closed.

CL650

Full Size 86 Door Prep Mortise Lock

Mortise bolt with latchbolt. Correct code or key retracts latchbolt. The split follower enables the inside lever to retract the deadlatch to prevent accidental lock.

OPTIONS

Latch Options:

$2\frac{3}{4}$ " backset 86 Door prep.

Passage Function Option:

The outside lever will retract the latchbolt without using a code.

IC Cylinder Option:

Small format interchangeable core available.

Back to Back Option (BB):

Two coded plates for installation on both sides of the door. Provides coded access in both directions.

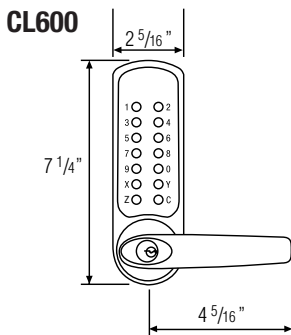
Panic Kit Option (PK):

PK Kit works with most popular rim exit devices and Codelocks new CL-ED Series.


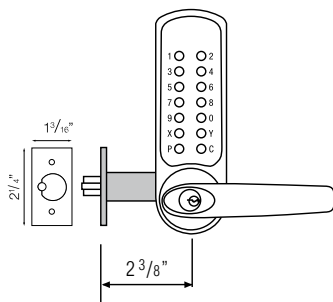
For further product model options see price list.



PRODUCT DIMENSIONS




CL610



Code Change Method

Quick Code change on the door using a key.



QUICK CODE!

Quick Code completed!

TECHNICAL SPECIFICATIONS

Options	11 available
Spindle Type	Two part $\frac{5}{16}$ " spring loaded spindle
Material	Zinc Alloy
Door Thickness	$1\frac{3}{8}$ " – $2\frac{3}{8}$ "
Buttons	14 stainless steel buttons
Non Handed	Locks will fit doors hung on the right or left
Fitting Options	Vertical
Finish	PVD (Physical Vapor Deposition) hardwearing low maintenance finishes BS (brushed steel) and PB (polished brass)
Keyed Alike	Locks can be supplied Keyed Alike on request
Key Override	As standard
Key Cylinder Change	As standard
Codes	8,191 non sequential codes available
Code Storage	Single Code
Standards	Tested to Grade 2 ANSI A156.2 UL/ULC Fire Rating 3 hours (when fitted with US fire kit)
Suitable For	Internal and external use

*Codelocks mechanical locks will be repaired, serviced or replaced free of charge if they develop a manufacturing fault. Faults caused by misuse, abuse and/or poor fitting are not covered by the warranty.