

Exit Switches

Distributor Discount Code **CK**

410 SERIES - 1-3/4" X 1" EXIT SWITCH OPTIONS - SEE PAGE 72 LIST

1 3/4" x 1" Button - Green and Red Illuminated Lens included - Dull Stainless Steel finish



412N
413N
414N

Narrow	Contact	Sign	
412NU	Momentary SPDT	PUSH TO EXIT	73.00
413NU	Integrated electronic timer, adj. 1-60 sec. 12/24VDC, 2A DPDT Contact	PUSH TO EXIT	140.00
413PNU	Integrated pneumatic timer, adj. 1-180 sec. 12/24VDC, SPDT 3 Amp Contact	PUSH TO EXIT	332.00
414NU	Momentary DPDT	PUSH TO EXIT	88.00
415NU	AA (On/Off) DPDT	NONE	109.00

420 SERIES - 2" EXIT SWITCH OPTIONS - SEE PAGE 72 LIST

2" Button, Green and Red Illuminated Lens included - Dull Stainless Steel Finish



422
423
424



422A
423A

1 Gang	Contact	Sign	
422U	Momentary SPDT	PUSH TO EXIT	73.00
422AU	Momentary SPDT 2" Button - Blue illuminated lens only	♿ Symbol	73.00
423U	Integrated electronic timer, adj. 1-60 sec 12/24VDC, 2A DPDT Contact	PUSH TO EXIT	140.00
423PU	Integrated pneumatic timer, adj. 1-180 sec. 12/24VDC, SPDT 3 Amp Contact	PUSH TO EXIT	332.00
423AU	Integrated 1-60 sec Timer 12/24VDC, 2A DPDT Contact 2" Button - Blue illuminated lens only	♿ Symbol	140.00
424U	Momentary DPDT	PUSH TO EXIT	109.00
425U	AA (On/Off) DPDT	NONE	109.00

CODE COMPLIANT MANUAL RELEASE DEVICES LIST

Code Compliant Manual Releasing Devices and Sensors

423M and 413MN exit switches USED TOGETHER WITH the MD31D PIR sensor comply with manual releasing device and sensor device requirements for Access-Controlled Egress Doors per:

IBC International Code 1008.1.3.4 NFPA 101 7.2.1.62 BOCA National Building Code 1017.4.5
IFC International Code 1008.1.3.4 NFPA 1 15.5.3.2 SBCCI Standard Building Code 1012.7

Code Compliant Manual Release Device

Code Compliant Features: Fixed 30 second timer, re-triggerable; Failsafe - lock releases when power to switch is interrupted; Sign - PUSH TO EXIT; CSFM Listed;:

1 3/4"x1" Button, Green Illuminated Lens - Dull Stainless Steel Finish, Specify R for optional red lens



413MN



423M


Narrow	Contact	Sign	
413MNU	Integrated Fixed 30 sec. Timer 12/24VDC, 2 Amp Contact	PUSH TO EXIT	145.00

2" Button, Green Illuminated Lens - Dull Stainless Steel Finish, Specify R for optional red lens


1 Gang	Contact	Sign	
423MU	Integrated Fixed 30 sec. Timer 12/24VDC, 2 Amp Contact	PUSH TO EXIT	145.00

Code Compliant Egress Sensor

Code Compliant Features: PIR egress sensor with failsafe mode - lock releases when PIR power to PIR sensor is interrupted. UL listed 294 Access Control System Units



MD-31DOW



MD-31DB



Model	Color		
MD-31DOW	White	PIR Egress Sensor	V 235.00
MD-31DB	Black	PIR Egress Sensor	V 235.00

Input: 12 or 24 VAC/DC @ 26mA max.

Contact: 2 SPDT Dry, 2 Amp @ 30VDC (38.1 H x 148.8 W x 38.1 D mm)

Operating Temp: -20° F to 120° F (-29° C to 49° C)

Dimensions: 1.5" H x 6.25" W x 1.5" D



BB1D

RETROFIT BACK BOX LIST

BB1D	Single Gang 2.25" w x 3.75" h x 2.75" D	13.00
-------------	---	--------------

Price List Effective February 1, 2017

SECURITY DOOR CONTROLS
801 Avenida Acaso • Camarillo, CA 93012
Email: Service@sdsecurity.com • www.sdsecurity.com



Key & Exit Switches



430

430N

430 SERIES - 1-1/2" MUSHROOM EXIT SWITCH - FOR OPTIONS SEE BELOW LIST

1.5" Mushroom, Green Button Standard, Dull Stainless Steel Finish, Specify R For Optional Red Button

1 Gang	Narrow	2 Gang	Contact	Sign	
431CU	431CNU		AA (On/Off) NC SPST	none	114.00
431OU	431ONU		AA (On/Off) NO SPST	none	114.00
432CU	432CNU		Momentary NC SPST	EXIT	114.00
432OU	432ONU		Momentary NO SPST	EXIT	114.00
432KUR	432KNUR		Latching/ key reset DPST, Red	none	223.00
		433U	Momentary with Timer Module 1-60 sec. 12/24V AC/DC SPDT 2A Contact	EXIT	213.00
434U	434NU		Momentary DPST	EXIT	140.00
435U	435NU		AA (On/Off) DPST	none	140.00



441 - 444

446

440 SERIES - 2-5/8" MUSHROOM EXIT & PANIC SWITCHES - FOR OPTIONS SEE BELOW LIST

2-5/8" Mushroom, Red Button Standard, Dull Stainless Steel Finish, Specify G For Optional Green Button

1 Gang	2 Gang	Contact	Sign	
	441U	AA (On/Off) DPST	None	197.00
	442U	Momentary DPST	EXIT	197.00
	443U	Momentary with Timer Module 1-60 sec. 12/24V AC/DC SPDT 2A Contact	EXIT	285.00
	444U	Momentary 2-DPST	EXIT	218.00
	446U	Momentary DPST	EXIT	130.00

450 SERIES - VANDAL RESISTANT ALUMINUM EXIT SWITCH LIST

Stainless Steel Button - 1/4" Thick Aluminum Plate - Security Screws - Plated Finish Not Available

1 Gang	Narrow	Contact	Sign	
451V	451NV	AA (On/Off) SPDT	None	156.00
452V	452NV	Momentary SPDT	None	156.00
453PV	453PNV	Integrated Pneumatic Timer ADJ. 1-180 sec. SPDT contact	None	440.00




451
452
453

451N
452N
453N

463 SERIES - VANDAL RESISTANT STAINLESS STEEL EXIT SWITCH LIST

Piezoelectric Stainless Steel Button - No moving parts - Integrated Time Delay - Red and Green Status Indicators
2mm Stainless Steel - Security Screws - Plated Finish Not Available

1 Gang	Narrow	Contact	Sign	
463U	463NU	Integrated 1-30 Sec Timer 12/24VDC, NO/NC 2A Contact	PUSH TO EXIT	135.00



463

463N

470 SERIES - SANITARY, NO TOUCH, WAVE-TO-EXIT SWITCH LIST

- IR Sensor, 4" read range, Red, Green illuminated LED status. Control electric locks, strikes and automatic door operators.
 - Entry/exit for sanitary environments including: bathrooms, hospitals, schools, cleanrooms, food processing, labs, or offices.
- Output:** DPDT 3 Amp Dry Contact
Input: 25mA (standby); 55mA (active) @ 12/24VDC
Faceplate: 20ga stainless steel

	Contact	Sign	
474U	DPDT	No Touch Exit	78.00
474DU	DPDT	No Touch Exit	135.00



474



474D

OPTIONS AND FINISHES Add to List

Options for 410, 420, 430, 440 Series

L1G	1 Green LED	21.00	LT	Tricolor LED - Red, Green, Amber	32.00
L1R	1 Red LED	21.00	E	Add Exit sign To AA Function Switch Only	11.00
L2	1 Red and 1 Green LED	32.00	B	No Exit sign (None) with Momentary Switch	N/C

Special Finish

450 / 460 / 470 Special finish is not available

Designate special finish suffix from below in lieu of U (stainless steel) in part number.

C	605 Bright Brass	D	606 Dull Brass	42.00
P	625 Bright Chrome	H	613 Oil Rubbed Bronze	42.00